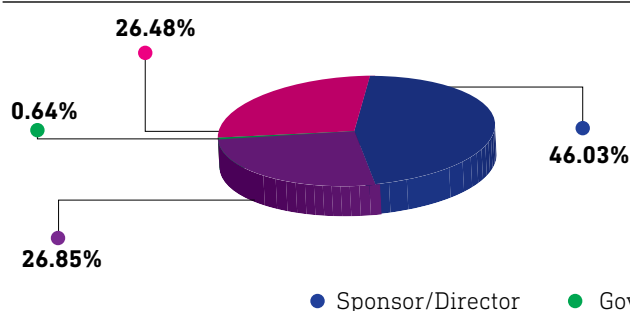


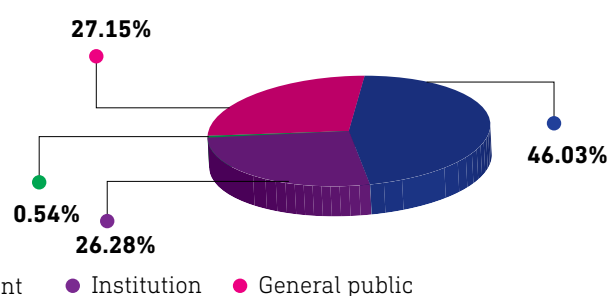
SHAREHOLDING COMPOSITION

Shareholders Group	As on June 30, 2023		As on June 30, 2022	
	No. of Share	Percentage (%)	No. of Share	Percentage (%)
Sponsor/Director	135,516,202	46.03%	135,516,202	46.03%
Government	-	-	-	-
Institution	79,037,601	26.85%	77,378,089	26.28%
NRB/Foreign	1,892,439	0.64%	1,588,493	0.54%
General Public	77,953,758	26.48%	79,917,216	27.15%
Total	294,400,000	100%	294,400,000	100%

30 June 2023



30 June 2022



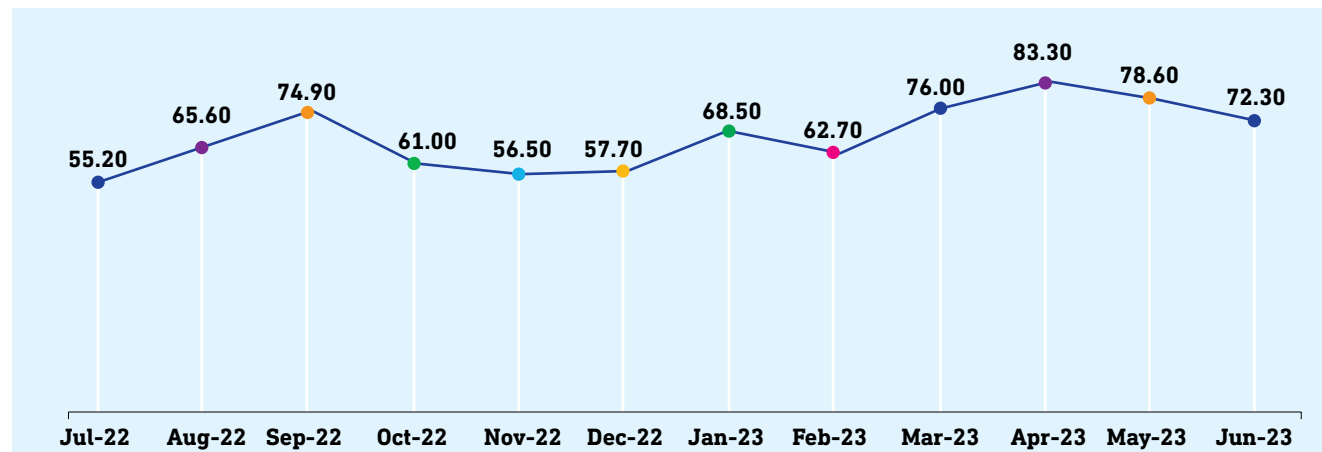
SHARE PRICE SENSITIVE ANALYSIS

Share price in the stock market moves due to various factors viz. performance of the Company, sentiments of the general market, country's economic & political events, and money market performance. Pursuant to listing regulations and other regulatory requirements, Unique Hotel & Resorts PLC ensures that its price sensitive information is circulated in due process to all stakeholders.

The Company's share data performance (BDT):

SHARE PRICE 30 JUNE 2023	SHARE PRICE 30 JUNE 2022	HIGHEST SHARE PRICE (2022-23)	LOWEST SHARE PRICE (2022-23)
72.30	62.90	83.30	55.20

Closing Price Graph of UNIQUEHRL



Source: Dhaka Stock Exchange Ltd.